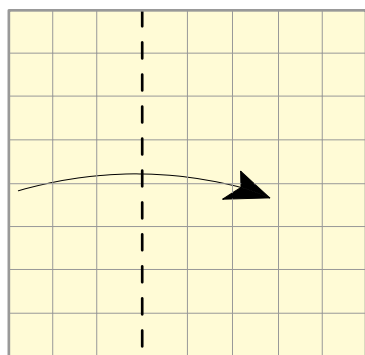
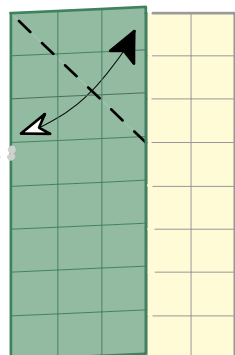


英文A字

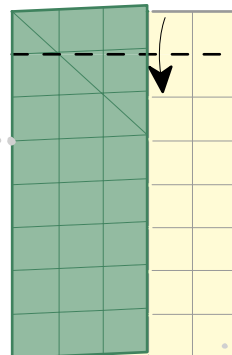
作者SAGA CHAN



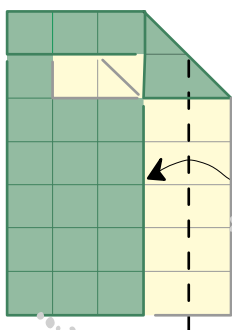
1 左三格，向右對摺



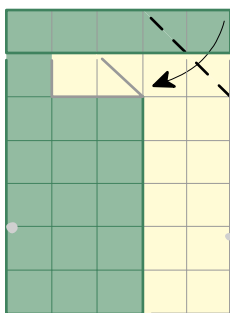
2 首三格對摺
還原，留摺痕



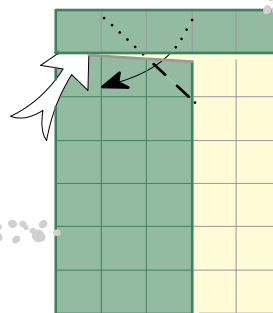
3 第一格，
向下對摺



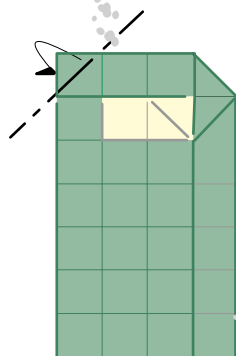
6 右邊，向左對摺一格



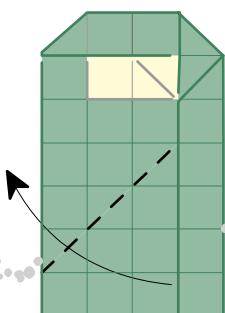
5 右上二格，
向中對摺



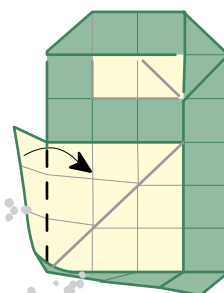
4 原摺痕向外摺出



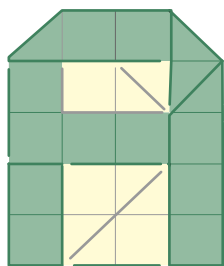
7 左上角
向後對摺



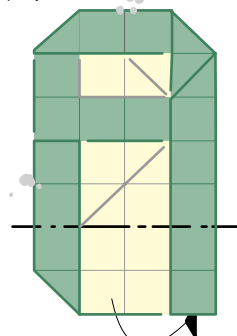
8 沿摺線打開



9 凸外部份
摺好壓平



完成



10 下兩格，
向後對摺