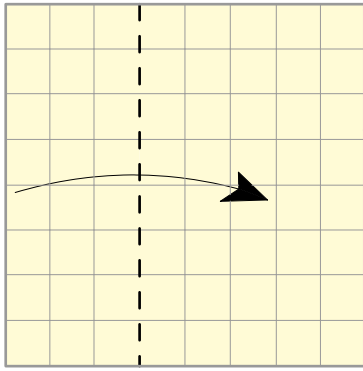
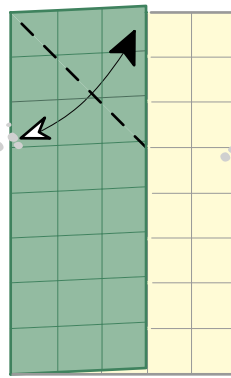


英文B字

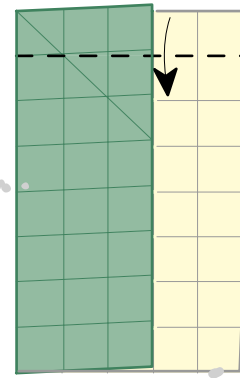
作者SAGA CHAN



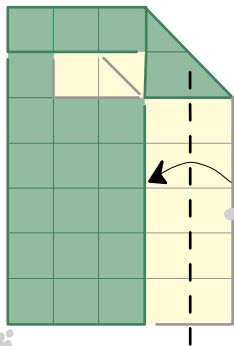
1 左三格，向右對摺



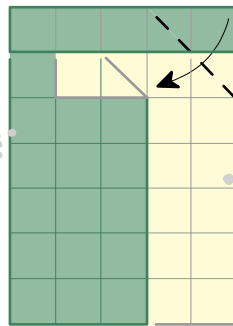
2 首三格對摺
還原，留摺痕



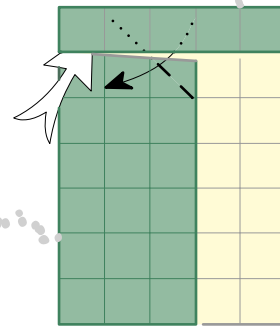
3 第一格，
向下對摺



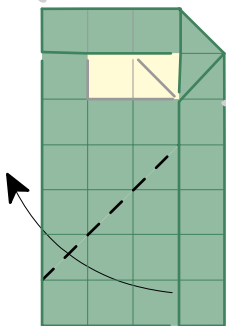
6 右邊，向左對摺一格



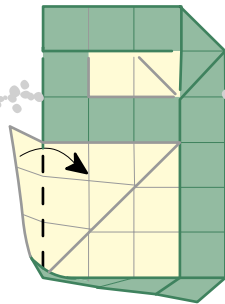
5 右上二格
向中對摺



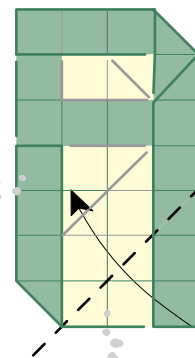
4 原摺痕向外摺出



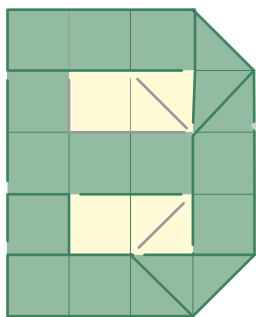
7 沿摺線打開



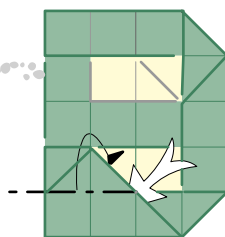
8 凸外部份
摺好壓平



9 右下向三格
向左上對摺



10 下兩格
向上對摺



11 向內翻摺

完成