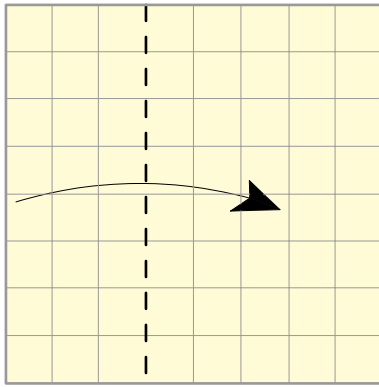
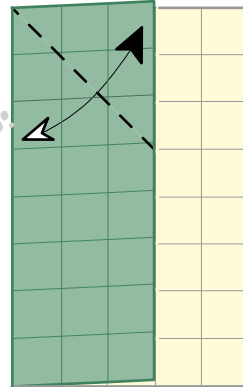


英文E字

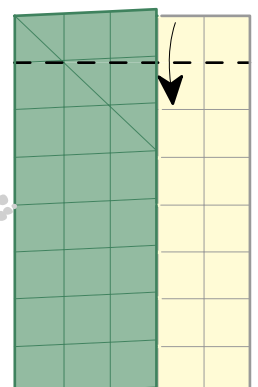
作者SAGA CHAN



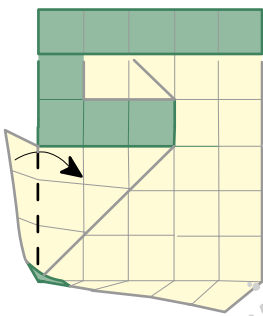
1 左三格，向右對摺



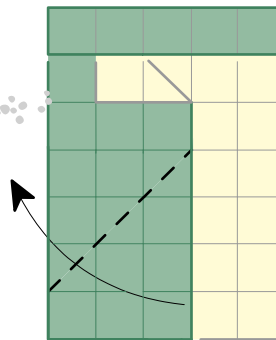
2 首三格對摺
還原，留摺痕



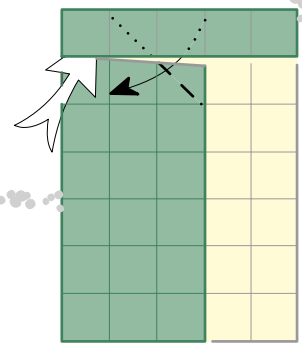
3 第一格，
向下對摺



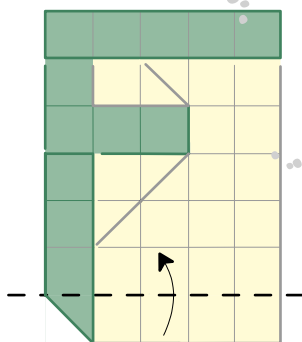
4 凸外部份
摺好壓平



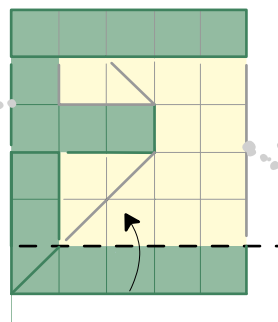
5 右上二格，
向中對摺



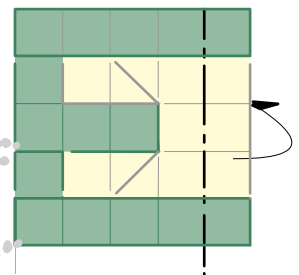
4 原摺痕向外摺出



7 最下一格
向上摺



8 最下一格
向上再摺



9 右一格
向後翻摺

完成

