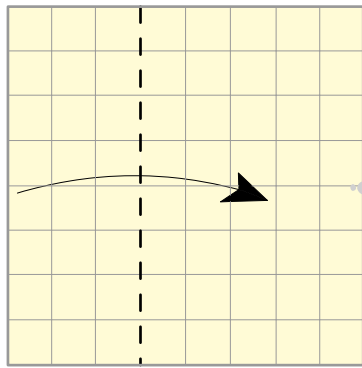
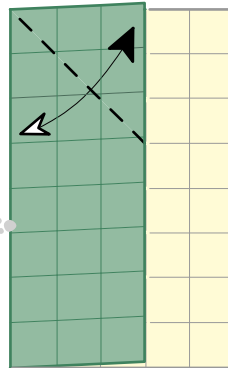


# 英文F字

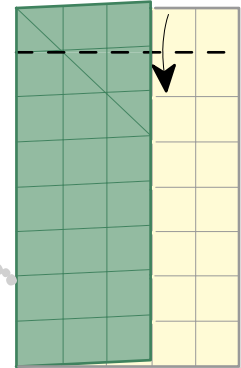
作者SAGA CHAN



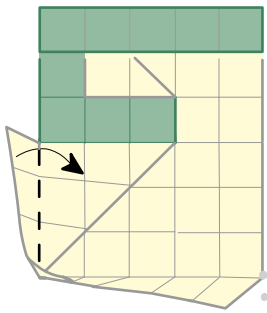
1 左三格，向右對摺



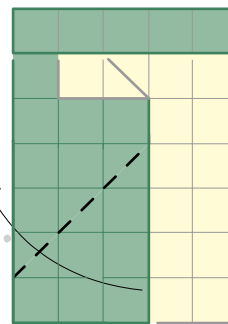
2 首三格對摺  
還原，留摺痕



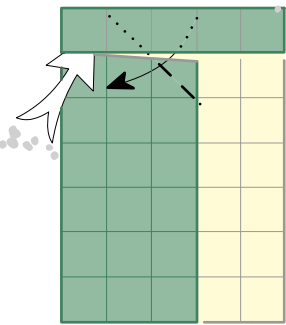
3 第一格，  
向下對摺



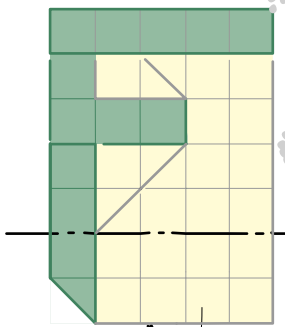
4 凸外部份  
摺好壓平



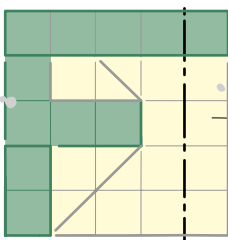
5 右上二格，  
向中對摺



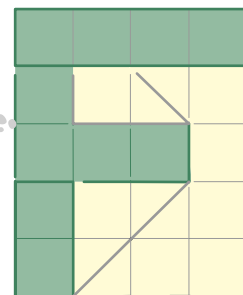
4 原摺痕向外摺出



7 最下兩格  
再向後摺



8 右一格向後摺



完成