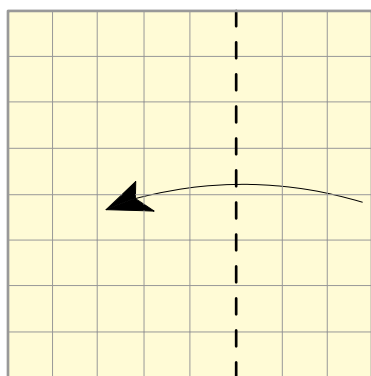
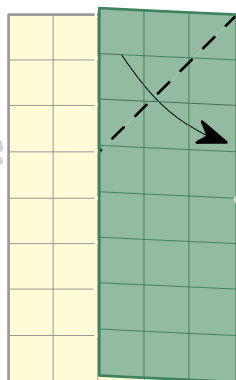


# 英文G字

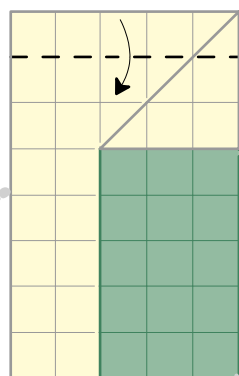
作者SAGA CHAN



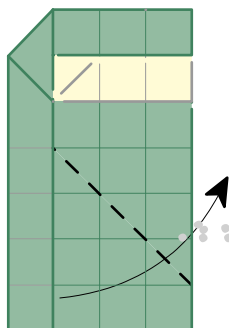
1 右三格，向左摺



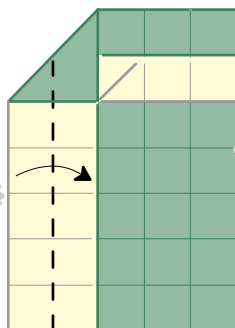
2 首三格對摺



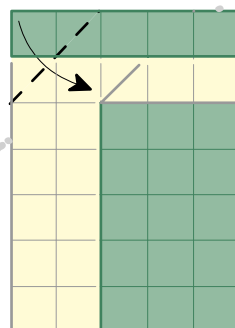
3 第一格，  
向下對摺



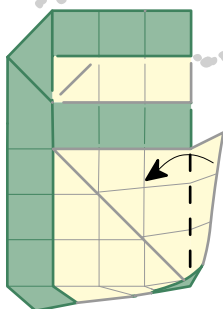
4 沿摺線打開



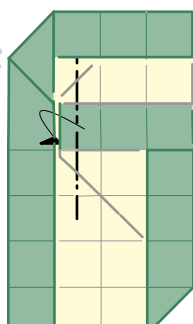
5 左邊，向左對摺一格



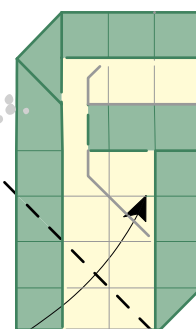
6 左上二格  
向中對摺



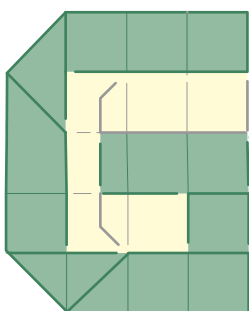
7 凸外部份  
摺好壓平



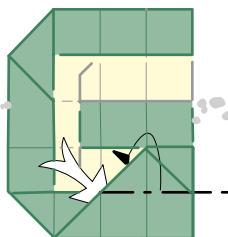
8 向內翻摺



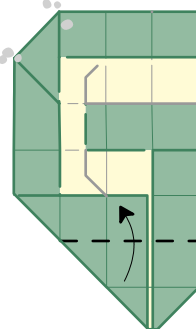
9 右下向三格  
向左上對摺



完成



11 向內翻摺



10 下兩格  
向上對摺