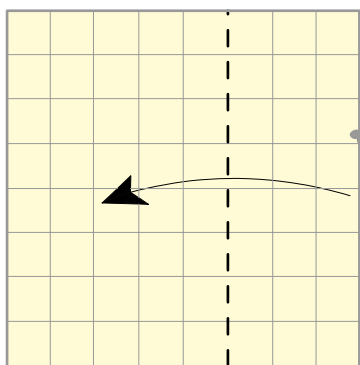
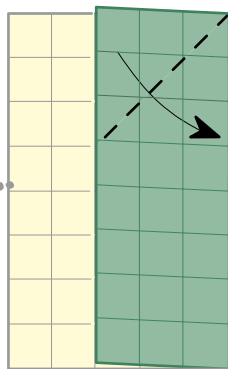


英文S字

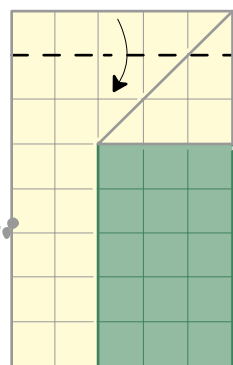
作者SAGA CHAN



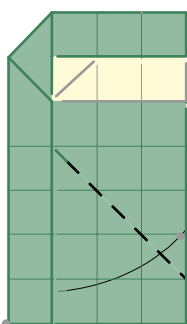
1 右三格，向左摺



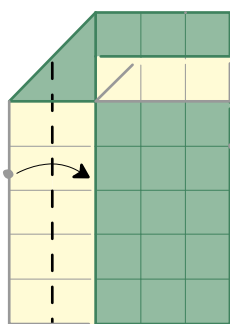
2 首三格對摺



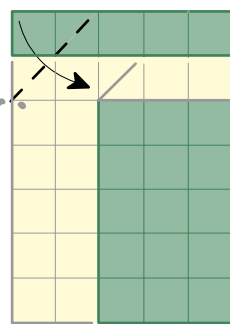
3 第一格，
向下對摺



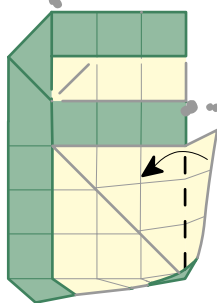
4 左上二格
向中對摺



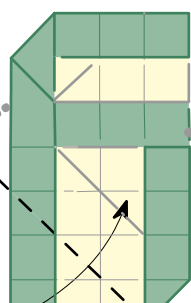
5 左邊，向左對摺一格



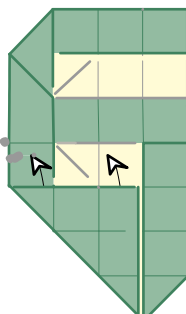
6 沿摺線打開



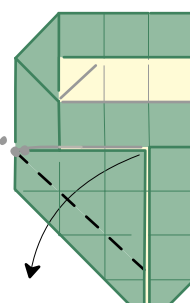
7 凸外部份
摺好壓平



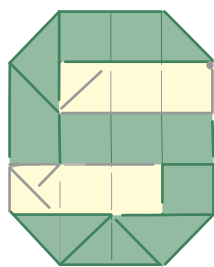
8 向內翻摺



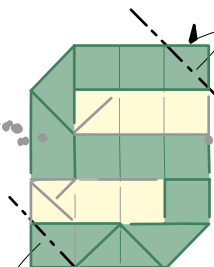
9 內部翻開



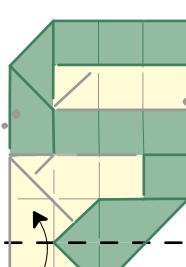
10 前幅向
左下打開



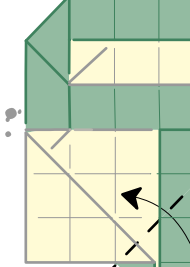
完成



11 向內翻摺



12 下方向
上摺一格



13 兩角後翻摺