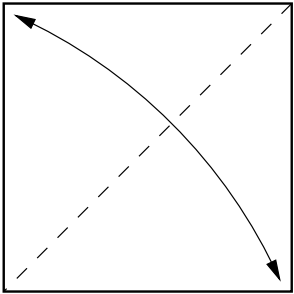


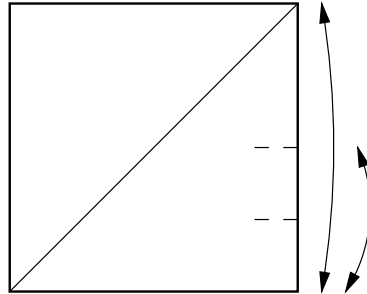
Unicorn Bust

Eileen Tan
eileen@tristan.tn.cornell.edu
16 February 2001

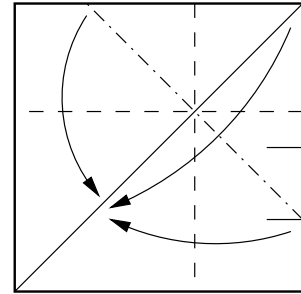
Head



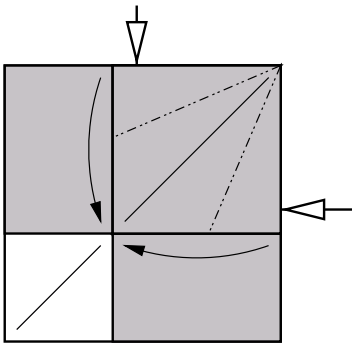
1. Crease diagonally and unfold.



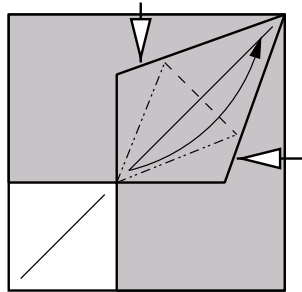
2. Pinch twice to make a quarter mark.



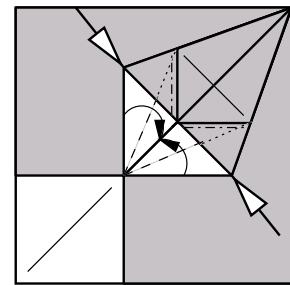
3. Fold a preliminary base.



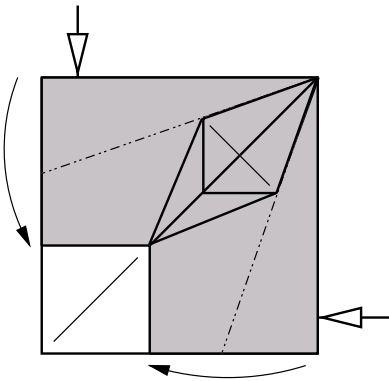
4. Reverse fold the sides.



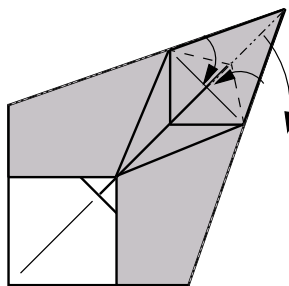
5. Petal fold.



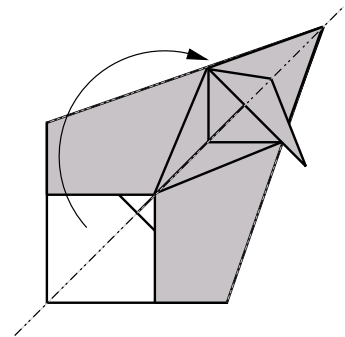
6. Reverse fold the sides.



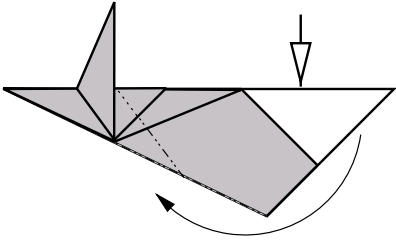
7. Reverse fold the sides.




8. Rabbit ear the topmost point.



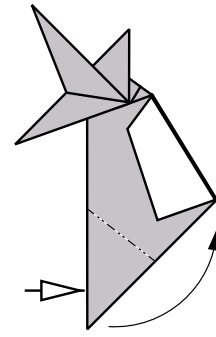
9. Mountain fold the model in half.



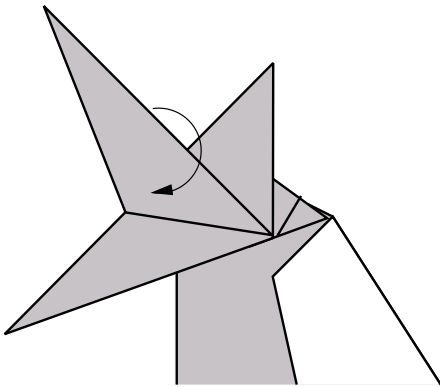
10. Reverse fold.



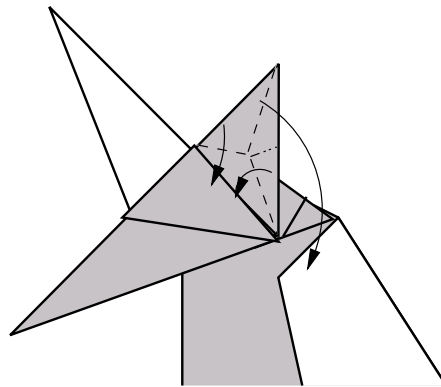
11. Wrap the hidden layer around to the front; repeat behind.



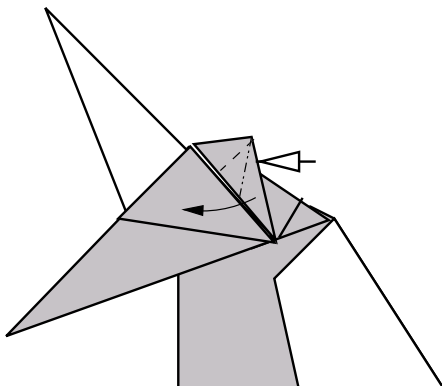
12. Reverse fold.



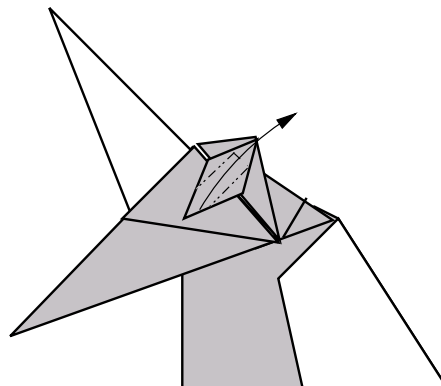
13. Closeup of the head. Wrap one layer to the front of the horn, repeat behind. (This colour change is optional).



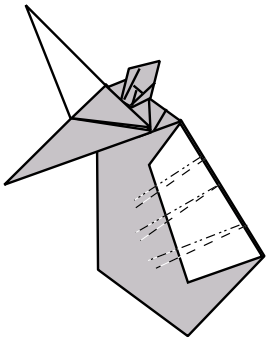
14. Rabbit fold the ear; repeat behind.



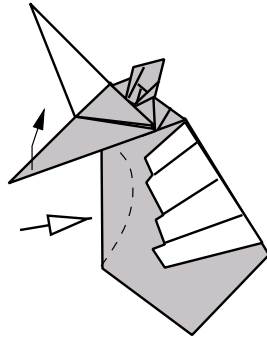
15. Squash fold; repeat behind.



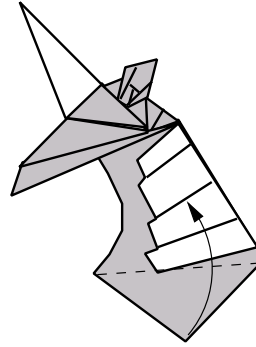
16. Petal fold, repeat behind.



17. Crimp the mane; repeat behind.

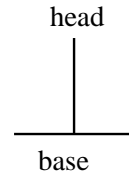


18. Curve the neck; slide the paper at the muzzle upwards.

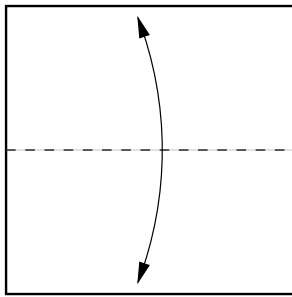


19. Fold the bottom flaps upwards so that they are perpendicular to the head.

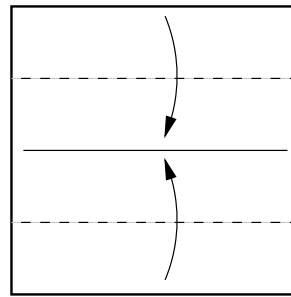
viewed from front



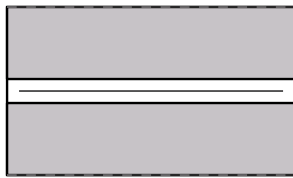
Stand



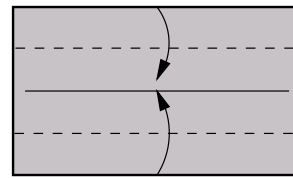
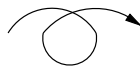
1. Fold and unfold.



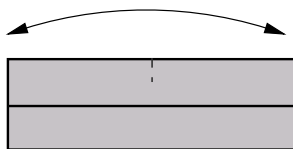
2. Fold almost to the centre, leaving a gap for the head (see next figure).



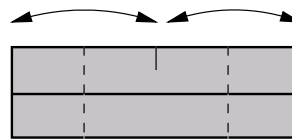
3. Check that the head slides snugly into the gap (See figure 12)



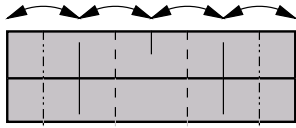
4. Valley fold to the centre.



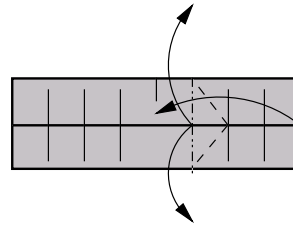
5. Make a pinch mark.



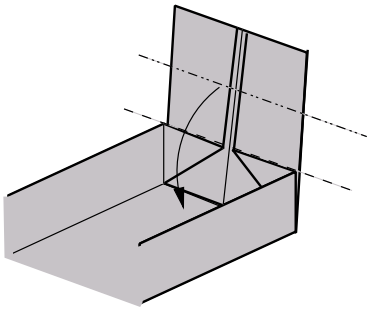
6. Fold and unfold.



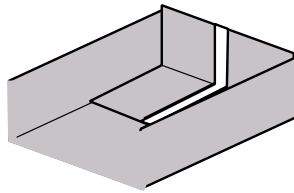
7. Fold and unfold.



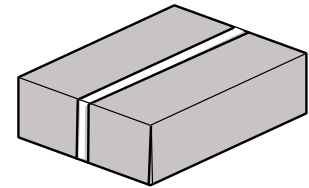
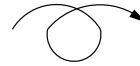
8. Unfold the top and bottom sides and fold the right side up simultaneously (see the next figure).



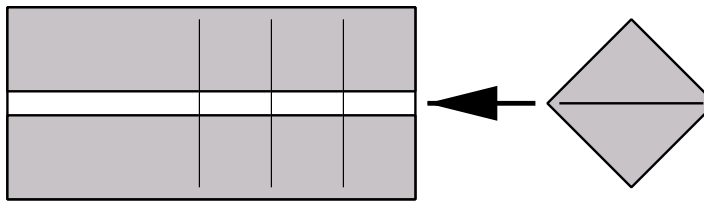
9. Fold the paper into the box in an 'L' shape.




10. Like this. Repeat steps 8-9 on the left side.



11. Completed stand.



12. Unfold one of the sides, slip the unicorn head in, and refold.



12. Finished Unicorn Bust.