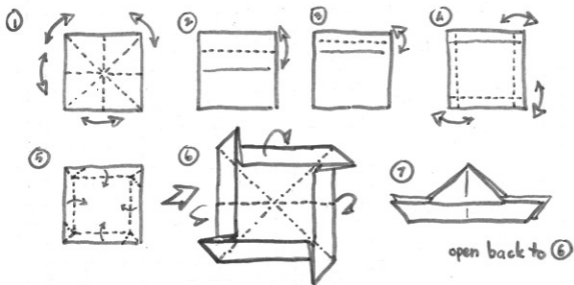


Hippogriff

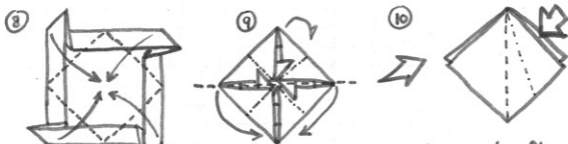
Guspath Gio

Created - 2001
Diagram - 7/2004

Wing Front Leg



Water - Bomb Base



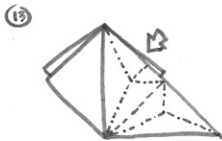
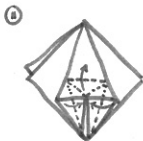
Bird - Base

- Ignore extra flaps (not shown)
- Squash fold

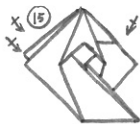
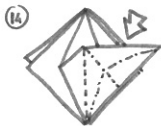
➡ next step shrinked

◁ next step enlarged

①

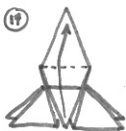


Unwrap excess paper

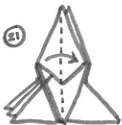


- Finish with excess paper shown.
- Repeat on the 3 other flaps

- Bring 2 layers to right



- Bring 2 layers to right

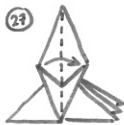


- 2 layers to right

- 4 layers to right.



- 2 layers to right



- 2 layers to right

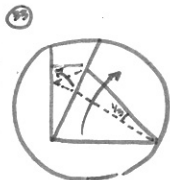


- 2 flaps up

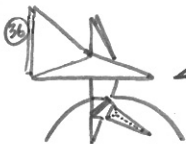


Valley 1 flap

- Repeat 29-30 on other side



- Repeat on side
- Pull out wing as far as possible

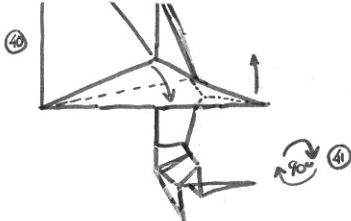


double rabbit ear

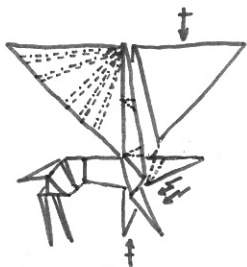


③

- repeat 36-39 on other hind leg



- Bring the wing down
- Double rabbit ear the front-leg upward



- repeat 40 on other wing and leg
- crimp the neck



Finished Hippogriff

